

MEGA AMANAH LINK BALANCED FUND

SHARIA BALANCED UNIT LINK

Bloomberg Link: <https://www.bloomberg.com/quote/MEGAABF:J>

April 30, 2021

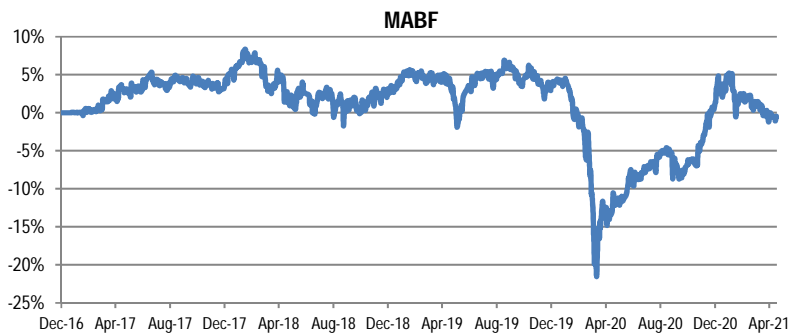
Investment Objectives

Maintain a balance between investment value growth and securities fluctuations through investment in sharia equity securities, sharia fixed income securities and sharia money market securities.

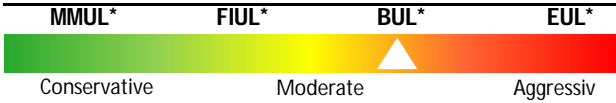
About PFI Mega Life

Established in 2011, PT PFI Mega Life Insurance is a newly structured joint venture life insurance company which combines the global expertise of Prudential Financial Inc with the local market network of CT Corpora. PFI Mega Life offers an array of life insurance products which cater to a wide range of customers, from large entities to individuals.

Since Inception Performance



Risk Profile



- Money Market Unit Link (MMUL)
- Fixed Income Unit Link (FIUL)
- Balanced Unit Link (BUL)
- Equity Unit Link (EUL)

Investment Risks

- Risk of deteriorating economic and political conditions.
- Risk of decrease in investment value.
- Risk of liquidity.
- Risk of dissolution and liquidation.

Historical Performance

| | 1 Month | 3 Months | 6 Months | YTD | 1 Year | 3 Year | Since Inception | 2000 |
|---------------------------------------|---------|----------|----------|--------|--------|---------|-----------------|--------|
| Mega Amanah Link Balanced Fund (MABF) | -0.17% | -0.07% | 6.35% | -2.56% | 11.16% | -3.09% | -0.55% | -1.90% |
| Peer Group Index* | -0.45% | 0.06% | 11.02% | -0.63% | 14.59% | -10.80% | -9.66% | 0.66% |
| Peer Group Index Alpha | 0.28% | -0.13% | -4.67% | -1.94% | -3.43% | 7.71% | 9.11% | -2.56% |
| Benchmark** | 0.75% | 1.31% | 8.29% | 0.33% | 16.13% | 15.92% | 27.14% | 6.00% |
| Benchmark Alpha | -0.93% | -1.39% | -1.94% | -2.89% | -4.97% | -19.01% | -27.69% | -7.90% |

Notes : *. Sharia Balanced Fund Index (SBFI) ; **. 45% ISSI + 45% IGSIX + 10% IDR 1Mo TD Rate Net

Disclaimer

This report is prepared by PT PFI Mega Life Insurance for informational purposes only and can not be used or used as a basis for offering or selling. This report is based on the circumstances that have occurred and has been carefully prepared by PT PFI Mega Life Insurance even though PT PFI Mega Life Insurance does not guarantee the accuracy or completeness of the report. PT PFI Mega Life Insurance and its officers or employees shall not be liable for any direct or indirect losses arising from any use of this report. Past performance does not reflect future performance. Prospective Investors must understand the risks of investing in Unit Link (Capital Market), therefore prospective Investors must read and understand the contents of Policy/Brochure before deciding to invest.

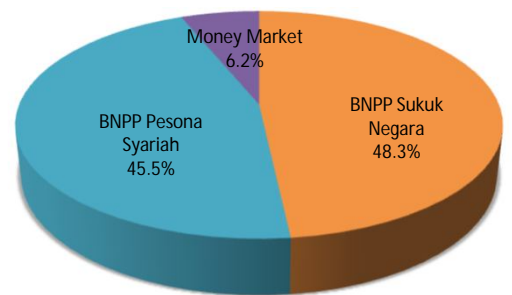
Investment Policy

| | |
|---|----------|
| Sharia Stocks / Equity Mutual Funds | 0% - 79% |
| Sukuks / Fixed Income Mutual Funds | 0% - 79% |
| Sharia Money Market / Money Market Mutual Funds | 0% - 79% |

Top Holdings in Portfolio (Alphabetical Order)

| | |
|---------------------------------------|--------------------------------|
| 1. Chandra Asri Petrochemical (Stock) | 6. PBS019 (Sukuk) |
| 2. Charoen Pokphandr (Stock) | 7. PBS026 (Sukuk) |
| 3. Indofood CBP (Stock) | 8. PBS027 (Sukuk) |
| 4. PBS012 (Sukuk) | 9. Telkom Indonesia (Stock) |
| 5. PBS017 (Sukuk) | 10. Unilever Indonesia (Stock) |

Assets Allocation



Unit Link Information

| | |
|-------------------------|-------------------|
| Inception Date | December 14, 2016 |
| Unit Link Type | Sharia Balanced |
| Assets Under Management | 1,789,129,363.99 |
| Total Unit Issued | 1,799,067.76 |
| Custodian Bank | CIMB Niaga |
| NAV / Unit | 994.48 |
| Currency | Rupiah |
| Management Fee Max. | 2.00% p.a. |
| Custodian Fee Max. | 0.25% p.a. |

PT PFI MEGA LIFE INSURANCE

Jl. T.B. Simatupang Kav. 88, Pasar Minggu, Jakarta Selatan 12520
Phone +62 21 50812100, Fax. +62 21 50812121

